

# Completing the 2021-22 FAFSA

---

**FAFSADAY**  
MASSACHUSETTS

# Sponsors/Partners

---



# FAFSA

---

- FREE Application for Federal Student Aid
- Website: [www.FAFSA.ED.GOV](http://www.FAFSA.ED.GOV)
- Must be completed every year!

# Who is Eligible for Federal Aid?

---

- U.S. Citizens
- Eligible Non-Citizens, including:
  - U.S. Nationals
  - Permanent Residents
  - Carriers of Arrival-Departure Records (1-94)

# Login

## Login

### Log in to the FAFSA

Only students may use their FSA ID to log in. Parents and others can start a FAFSA for a student by entering the student's identifiers. Parents and others can also work on a FAFSA form or correction the student started using the **Save Key** that the student made. [Help for parents.](#)

Form Approved  
OMB No. 1845-0001  
App. Exp. 12/31/2022

☐ I am the student

OR

☐ I am a parent, preparer, or student from a Freely Associated State

NEXT →

Site Last Updated: Sunday, September 27, 2020

Download [Adobe Reader](#)

# FSA ID

---

- [FSAID.ED.GOV](https://fsaid.ed.gov) - Serves as the electronic signature and access to FSA's online systems
  - May also be used to:
    - Correct/Update FAFSA
    - Utilize IRS Data Retrieval Tool
  - Both student & one custodial parent need individual FSA IDs
  - Parents without an SSN: sign & mail the signature page
-

# Getting Started

## Fill out your FAFSA form!

To receive federal student financial aid, you need to fill out a FAFSA every school year. Let's get started.

For which school year are you applying for financial aid?

If you are applying for a summer session, or just don't know which application to complete, check with the college you are planning to attend.

[Which school year should I choose?](#)

START 2021-2022 FAFSA

OR

START 2020-2021 FAFSA

- Make sure to select the 2021-2022 FAFSA

# Save Key

Start Student's 2021-2022 FAFSA

## STUDENT INFORMATION

Form Approved  
OMB No. 1845-0001  
App. Exp. 12/31/2022

### Create a Save Key.

The Save Key is for temporary use for you or your parent to return and complete this specific FAFSA.

Create a Save Key

?

Re-enter Save Key

?

← MY FAFSA

NEXT →

Allows you to save your application and return to it later



# Student Demographic Info

---

- Make sure the email address listed is one that is checked often.
- Avoid using school email addresses: You will not have access after graduation!
- Your gender is used to determine Selective Service requirement.

# Student Eligibility

## Student Residency and Eligibility

Student Demographics

School Selection

Dependency Status

Parent Demographics

Parent Financials

Student Financials

Sign & Submit

Confirmation

STUDENT INFORMATION

Have you lived in Massachusetts for at least 5 years?

☐ Yes ☐ No

?

Are you a U.S. citizen?

Select

▼

?

← PREVIOUS

NEXT →

# Student Eligibility

---

- Citizenship status will be verified by:
  - the Social Security Administration (citizens)
  - the Department of Homeland Security (eligible non-citizens)

# Student Eligibility

## Student Education

Student  
Demographics



School Selection

Dependency  
Status

Parent  
Demographics

Parent  
Financials

Student  
Financials

Sign & Submit

Confirmation

### STUDENT INFORMATION

What will your high school completion status be when you begin college in the 2021-2022 school year?



Select



What college degree or certificate will you be working on when you begin the 2021-2022 school year?



Select



Will you have your first bachelor's degree before you begin the 2021-2022 school year?



☐ Yes ☐ No

What will your college grade level be when you begin the 2021-2022 school year?



Select



Are you interested in being considered for work-study?



☐ Yes ☐ No ☐ Don't know

← PREVIOUS

NEXT →

# Student Eligibility

---

- High School Completion Status
    - If High School diploma is selected, the student will need to list the high school ( in a few screens!)
  - Current high school students should select:
    - Never before attended college
    - Do not have a bachelor's degree
  - Interested in Federal Work-Study?
    - Answering yes **does not** obligate the student to work nor cause the student to lose grants and scholarships
-

# Selective Service

### Student Selective Service

Student Demographics

School Selection

Dependency Status

Parent Demographics

Parent Financials

Student Financials

Sign & Submit

Confirmation

STUDENT INFORMATION

Are you male or female?  
☐ Male ☐ Female

PREVIOUS

NEXT

- Students who are male and over 18 are required to register with selective service in order to be eligible for federal financial aid.

# School Selection

## STUDENT INFORMATION

**i** Amy, based on the information you provided, we have determined that you may qualify for federal student aid. Continue through the application for us to determine how much aid you can receive.

**i** Here's where you'll search for the colleges to which you'd like to send your FAFSA information. You can add up to 10 colleges at a time to your FAFSA. If you're applying to more than 10 colleges, [follow these instructions](#).

**Make sure you add ALL colleges you're interested in, even if you haven't applied or been accepted yet.**

**i** Complete the fields below to search for a college to add to your FAFSA.

Do you know the college's [Federal School Code](#)? ?

☐ Yes ☒ No

State ?

Select ▼

City (optional) ?

School Name (optional) ?

- List up to 10 colleges/universities
- Adding more than 10 schools? - Need to wait for the processed SAR (Student Aid Report) to add additional schools

# School Selection

- Select your Housing Option for each school:
- On Campus
- Off Campus
- With Parent

Selected Colleges and Housing Plans

Student Demographics **School Selection** Dependency Status Parent Demographics Parent Financials Student Financials Sign & Submit Confirmation

**STUDENT INFORMATION**

For each school listed, select the appropriate housing plan from the dropdown list.

School Name: University Of Vermont  
Federal School Code: 003696  
Housing Plans  
Select

VIEW COLLEGE INFO

ADD MORE SCHOOLS

PREVIOUS NEXT



# Dependency Determination

## Student Marital Status

Student Demographics School Selection **Dependency Status** Parent Demographics Parent Financials Student Financials Sign & Submit Confirmation

✓ ✓ ✎

**STUDENT INFORMATION**

✓ Application was successfully saved.

**i** Because the FAFSA belongs to the student, "you" and "your" always (unless otherwise noted) refer to the student.

What is your marital status as of today? **?**

Select ▼

Independent students do not have to report parent data

# Dependency Determination

---

Independent students must meet one of the following criteria:

- 24 or older
- Married
- Graduate Student
- Active Duty/Veteran of U.S. Armed Forces
- Provide more than half of support for children or dependents
- Emancipated minor
- In legal guardianship
- Since turned 13: orphan, in foster care, or ward of court
- Unaccompanied, homeless youth

# Dependency Status Results

Dependent Student

Student Demographics

School Selection

Dependency Status

Parent Demographics

Financial Information

Sign & Submit

Confirmation

✓

✓

STUDENT INFORMATION

Based on your answers to the dependency status questions, **you are considered a dependent student. This means you must provide [parental](#) information.** Select “I will provide information about my parent(s)” and click **Next** to continue filling out your FAFSA.

If you have a special circumstance and are unable to provide parental information, under very limited circumstances, you may be able to submit your FAFSA without parental information. Select “I am unable to provide information about my parent(s)” and click **Next** to get additional information.

☒ I will provide information about my parent(s)

☐ I am unable to provide information about my parent(s)

PREVIOUS

NEXT

# Special Circumstances

---

There are some examples of special circumstances where you may submit your FAFSA without providing parental information!

# If Unable to Provide Parental Info

---

- EFC will not be calculated
- Student is prompted to follow up with financial aid offices of schools where student is applying
- Student may need to provide additional documentation to verify situation

# Parent Information

## Personal Information for Parent

Student Demographics
School Selection
Dependency Status
Parent Demographics
Parent Financials
Student Financials
Sign & Submit
Confirmation

✓

✓

✓

✎

PARENT INFORMATION

**i** Your parent's Social Security Number listed above the input box only shows the last 4 digits. If the full Social Security Number is believed to be incorrect, enter the correct Social Security Number.

**i** This is the e-mail address we have on file for your parent. Make sure it is correct.

Enter information for your first **parent** (father/mother/stepparent)

Parent's Social Security Number ?

XXX-XX-5039

\_ \_ - \_ - \_

XXX-XX-XXXX  
 XXX-XX-XXXX  
 XXX-XX-XXXX

Parent's last name ?

Parent's first initial ?

# Who is Considered a Parent?

---

- Biological or adoptive parent(s)
- Include both parents if parents are married or are not married but live together
- Married parents include same-sex couples who were married in a state that recognizes same-sex marriage
- Divorced or separated - provide information about the parent the student lived with more in the last 12 months, **and** step-parent if remarried.

# Who is Not Considered a Parent?

- Foster parents or legal guardians
  - If the student is in foster care or has a legal guardian, he/she is automatically considered an independent student
- Grandparents or other relatives



# Household Size

---

Include in the parents' household:

- Student
- Parent(s)
- Parents' other dependent children, if parents provide more than half their support or they are federally dependent
- Other people who live with parents and for whom parents provide more than half of their support and will continue to do so from 7/1/21 through 6/30/22

# Household Size

Parent Household Info

Student Demographics

School Selection

Dependency Status

Parent Demographics

Parent Financials

Student Financials

Sign & Submit

Confirmation

PARENT INFORMATION

Household Size

Your parents

2

Yourself, even if you do not live with your parents

1

Your parent's other children (even if they do not live with your parents) if:  
a. Your parents will provide more than half of their support from July 1, 2020 through June 30, 2021  
or  
b. These children can answer "No" to every [Dependency Status question on the FAFSA](#)

2

Other people if:  
a. they now live with your parents,  
b. your parents provide more than half of their support, and  
c. your parents will continue to provide more than half of their support from July 1, 2020 through June 30, 2021

--

Your parents' number of family members in 2020-2021 (household size)

5

Number in College

How many people in your parents' household (as reported above) will be college students between July 1, 2020 and June 30, 2021? Do not include your parents.

--

PREVIOUS

NEXT

# College Students in the Household

---

- Always include the student, even if he/she will attend college less than half time in 2020-2021
- Include other household members only if they will attend at least half time in 2020-2021 in a program that leads to a college degree or certificate
- Do not include the parents

Some financial aid offices will require proof that other family members are attending college

# IRS Data Retrieval Tool

## Parent Log In to IRS DRT

Student Demographics ✓ School Selection ✓ Dependency Status ✓ Parent Demographics ✓ Parent Financials ✎ Student Financials Sign & Submit Confirmation

**PARENT INFORMATION**

You, the parent, should enter the information below and click **Next** to continue. Otherwise, click **Skip IRS DRT**.

If you have any questions or problems using this tool, click [FAFSA Help](#) for assistance.

**Provide Parent's FSA ID**

Which parent are you? ?

☒ Parent 1 ☐ Parent 2

Parent's FSA ID Username, E-mail Address, or Mobile Number ?

[Forgot Username](#) | [Create an FSA ID](#)

Parent's FSA ID Password ?

[Forgot Password](#)

- Upload federal tax data directly to the FAFSA
- 2019 federal tax return must already be submitted
- Certain individuals cannot use the tool

# Special Circumstances

---

Contact the financial aid office if there are circumstances that affect your ability to pay for college such as:

- Loss or reduction in parent/student income or assets
  - Death or serious illness
  - Natural disasters affecting parent income or assets
  - Unusual medical or dental expenses not covered by insurance
  - Financial responsibility for elderly grandparents
-

# Parent Tax Information

---

- For 2019, have your parents completed their IRS Income tax return or another tax return?
  - Already completed, Will complete, Will not file and not required to file
- What type of income tax return did your parents file for 2019?
  - IRS 1040, Foreign Tax return
- For 2019, what is your parents' tax filing status according to their tax return?
  - Single, married filing joint, married filing separate, head of household, widowed

# IRS Data Retrieval Tool

## Parent Leaving FAFSA

Student Demographics

School Selection

Dependency Status


Parent Demographics

Parent Financials

Student Financials

Sign & Submit

Confirmation





### Leaving FAFSA on the Web

You, the parent, are now leaving *FAFSA on the Web* and will be transferred to the IRS Web site. Your FAFSA information will be saved.

Your saved FAFSA will automatically open either when you transfer your information from the IRS or choose to return to *FAFSA on the Web* from the IRS Web site. If you do not transfer your information or choose not to return to *FAFSA on the Web* from the IRS Web site, you will have to log in to open your saved FAFSA.

**For your protection, your tax return information will not display on the IRS Web site or on the FAFSA.**

SKIP IRS DRT 

PROCEED TO IRS SITE 

Site Last Updated: Sunday, September 29, 2019

Download [Adobe Reader](#)

©2010 fafsa.gov. All rights reserved.

**FAFSADAY**  
MASSACHUSETTS

# IRS Data Retrieval Tool

---



## **You have successfully transferred 2019 IRS tax information**

The parents' IRS tax information has been successfully transferred into this FAFSA. Questions that were populated with tax information will be marked with "Transferred from the IRS" For your protection, IRS tax return information is not displayed on the FAFSA.

- Tax information transferred using the IRS DRT will NOT be visible (security)
- Amended tax return filers will be able to use IRS DRT to transfer data from **original tax return**



# Parent Financial Information

---

- **AGI:** Adjusted Gross Income
  - Total of all taxable income
  - Includes wages, interest & dividend income, business & rental property income, and taxable portion of pensions and Social Security benefits
- **Income earned from working:** Use W-2 forms and other records (including record of business income earned from self-employment) to calculate

# Parent Financial Information

## Parent Income from Work

Student Demographics

School Selection

Dependency Status

Parent Demographics

Financial Information

Sign & Submit

Confirmation

How much did your Parent 1 (father/mother/stepparent) earn from working (wages, salaries, tips, etc.) in 2017?

\$11.00

?

How much did your Parent 2 (father/mother/stepparent) earn from working (wages, salaries, tips, etc.) in 2017?

\$0.00

?

PREVIOUS

NEXT

Site Last Updated: Sunday, September 30, 2018

Download [Adobe Reader](#)

©2010 fafsa.gov. All rights reserved.

# What is a Dislocated Worker?

---

- An individual who is:
  - Receiving unemployment benefits due to losing a job and is unlikely to return to a previous job.
  - Laid off or received a lay-off notice.
  - Self-employed but is now unemployed due to economic conditions or natural disaster.
  - A displaced homemaker.

# Household Benefits

---

- You may be asked to report if your household received in 2019 or 2020:
  - Supplemental Security Income (SSI)
  - Supplemental Nutrition Assistance Program (SNAP)
  - Free or Reduced Price Lunch
  - Temporary Assistance for Needy Families (TANF)
  - Special Supplemental Nutrition Program for Women, Infants, and Children (WIC)
- Indicate if anyone in the household received these benefits

# Parent Financial Information

---

- Parents' Income Tax:
  - Do not confuse with the amount withheld from parents' paychecks
  - Found on the federal income tax return

# Parent Financial Information

---

- **Additional Financial Information:** Indicate if received in 2019 and specific amounts:
  - American Opportunity Tax Credit or Lifetime Learning Tax Credit
  - Child support paid
  - Taxable earnings from work-study, Assistantships or Fellowships
  - Grant and scholarship aid reported to the IRS
  - Combat pay or special combat pay
  - Cooperative education program earnings

# Untaxed Income

---

- Check all answers that apply
- Report specific amount for each answer selected
- Some colleges and universities may ask for information about other untaxed income

# Parent Assets

---

Parents may be asked to report:

- Current balance of cash, savings and checking accounts
- Net value of investments such as real estate, rental properties, money market and mutual funds, stocks, bonds, college savings, and other securities
- Net value of businesses and investment farms
- Do not include your primary residence, life insurance, retirement accounts and small family businesses



# Student Information

---

- Student will be asked same income and asset questions as parents
- Student should report all income earned in 2019 even if he/she did not file taxes

# Submitting the FAFSA

Signature Status

Student Demographics School Selection Dependency Status Parent Demographics Parent Financials Student Financials Sign & Submit Confirmation

Both you and a parent need to sign your FAFSA.

Only sign for yourself. If you and your parent are not together, one of you can sign, save the application and then exit. Give the "save key" to the other person who can log in with it and sign and submit the FAFSA.

Be sure not to mix up your and your parent's FSA IDs when signing.

Student Signature Needed

Signature Status: **Unsigned**

PROVIDE STUDENT SIGNATURE

Parent Signature Needed

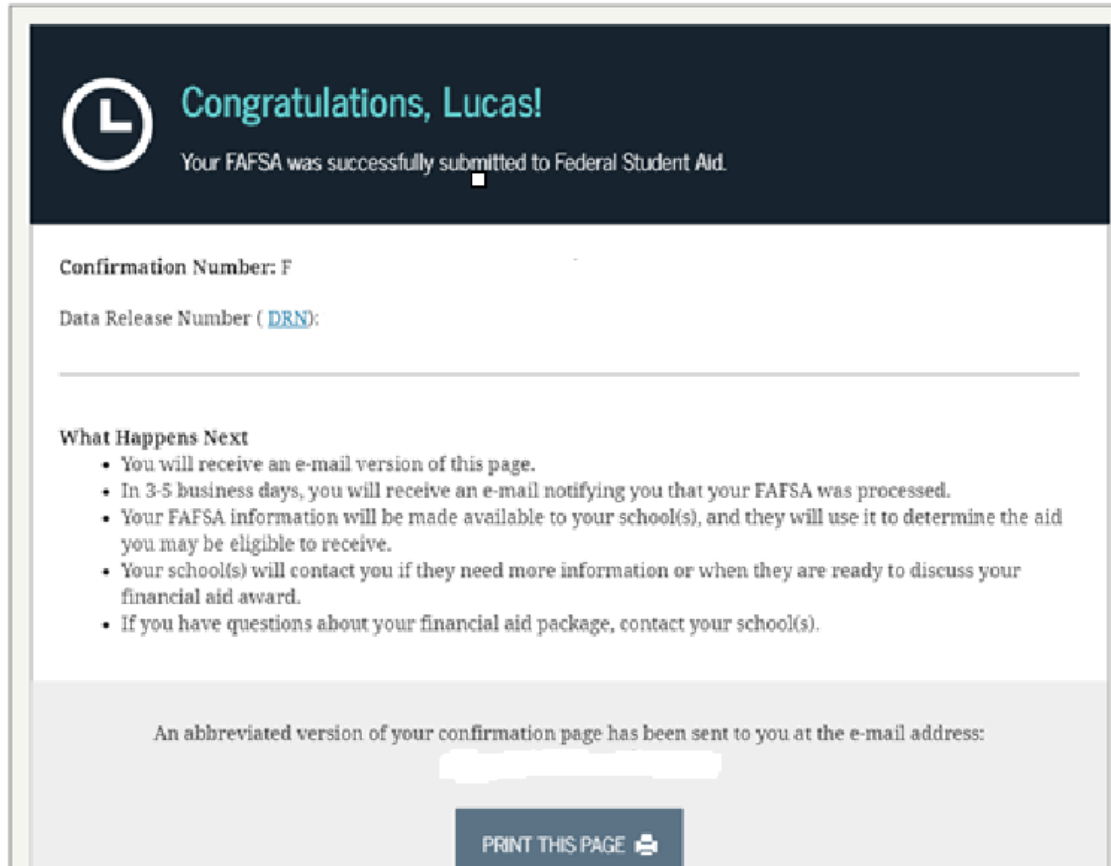
Signature Status: **Unsigned**

PROVIDE PARENT SIGNATURE

PREVIOUS

Student and parent sign with FSA ID or print alternate signature page

# Confirmation Page



The image shows a screenshot of a FAFSA confirmation page. At the top, there is a dark blue header with a white clock icon and the text "Congratulations, Lucas!" and "Your FAFSA was successfully submitted to Federal Student Aid." Below this, the page is white with a light blue border. It contains the following text: "Confirmation Number: F", "Data Release Number ( [DRN](#)):", a horizontal line, "What Happens Next", a bulleted list of five items, "An abbreviated version of your confirmation page has been sent to you at the e-mail address:", a redacted email address, and a "PRINT THIS PAGE" button with a printer icon.

**Congratulations, Lucas!**  
Your FAFSA was successfully submitted to Federal Student Aid.

Confirmation Number: F

Data Release Number ( [DRN](#)):


---

**What Happens Next**

- You will receive an e-mail version of this page.
- In 3-5 business days, you will receive an e-mail notifying you that your FAFSA was processed.
- Your FAFSA information will be made available to your school(s), and they will use it to determine the aid you may be eligible to receive.
- Your school(s) will contact you if they need more information or when they are ready to discuss your financial aid award.
- If you have questions about your financial aid package, contact your school(s).

An abbreviated version of your confirmation page has been sent to you at the e-mail address:

[Redacted Email Address]

[PRINT THIS PAGE](#) 

Print or email Confirmation Page for your records

# What Happens Next

---

- Colleges and State receive data electronically
- You will receive a copy of your Student Aid Report (SAR) (electronically or by mail)
- Colleges may request **additional documentation** or information, such as tax data, through a process called **Verification**
  - Submit these documents in a timely manner to **avoid missing any important deadlines!**
- Colleges send notices of financial aid eligibility to admitted students who have completed all required financial aid forms

# Thank You

---

QUESTIONS?

Please remember to complete the  
FAFSA Day Survey before you leave!

[Click here](#)