

FAFSA Day 2019-2020 Wrap-Up



Burlington High School – November 2019

FAFSA Day Kick Off Meeting

September 2019



FAFSA Day 2019-2020 Events Schedule (25 Events)

October Sites: 1

November Sites: 20

December Sites: 1

January Sites: 2

February Sites: 1

Sponsors/Partners

We'd like to extend our **gratitude** for the **generosity** of our **supporters**.



FAFSA Day Hotline & Emails

- **Emails** answered by FAFSA Day Tri-Chair Jan Combs: average 10-15 per week
- **Calls** answered by staff at the Massachusetts Educational Financing Authority (MEFA) : average 15-20 per week

THANK YOU MEFA!

- Received questions regarding registration, event details, FSA ID, and general questions related to the FAFSA and Financial Aid.




Facebook

- **2,046** page likes



Twitter

- **1,275** followers



- Posted on Facebook and Twitter to foster awareness of FAFSA Day events and shared related information on financial aid and FAFSA related resources.

Third Year!

FAFSA Challenge!



Three \$750 scholarships:

- Two for **highest percentage of completion:**
 - **Small School**
 - **Large School**
- One for **most improved percentage**

Category: Highest Percentage of FAFSA Completion

- Academy of the Pacific Rim Charter Public School (100%) (small)
- Central Catholic High School (93%) (large)

Category: Most Improved Percentage

- Brockton High School (+ 47%)

Final Numbers

- 25 Events **October through February**
- No cancellations due to weather!
- **952** attendees *
- **181** volunteers *
- Largest sites:

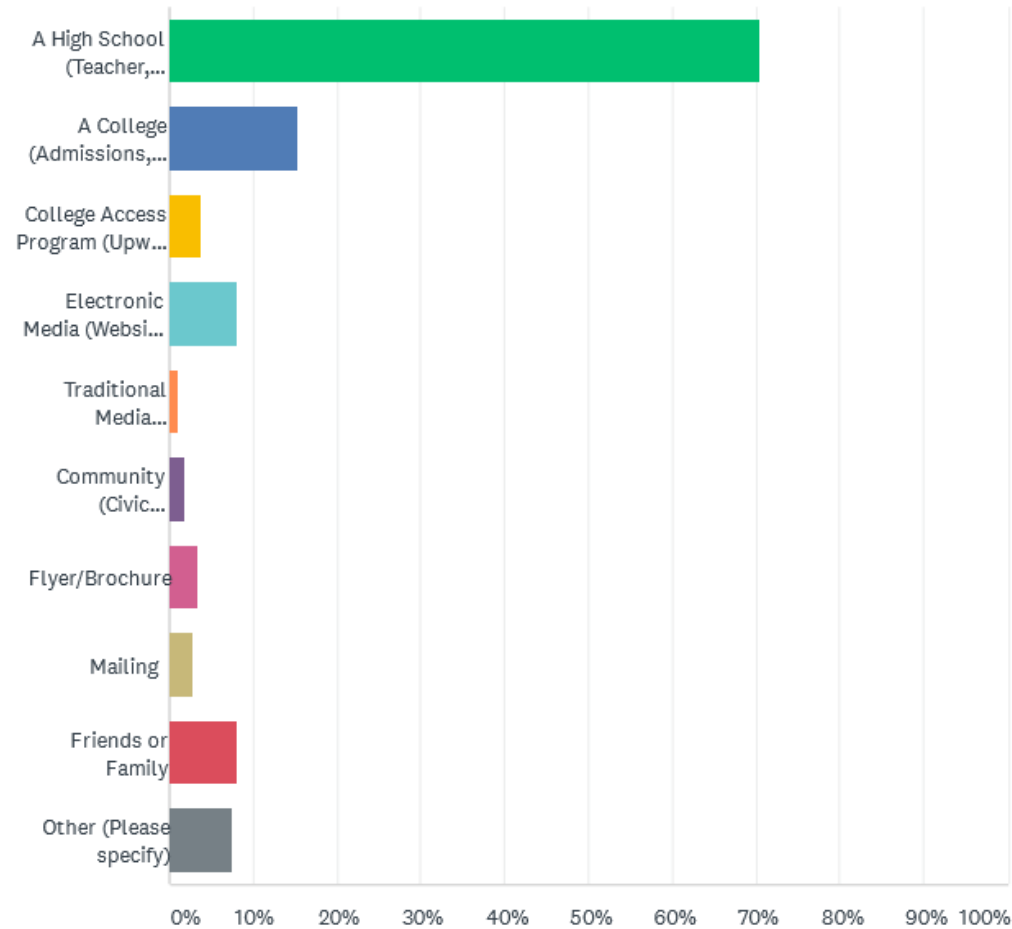
Framingham High School (160 attendees)

Notre Dame Cristo Rey High School (111 attendees)

- Still waiting on numbers from Bridgewater State University, Bristol Community College, and Methuen High School – thus these totals would be higher with their data included



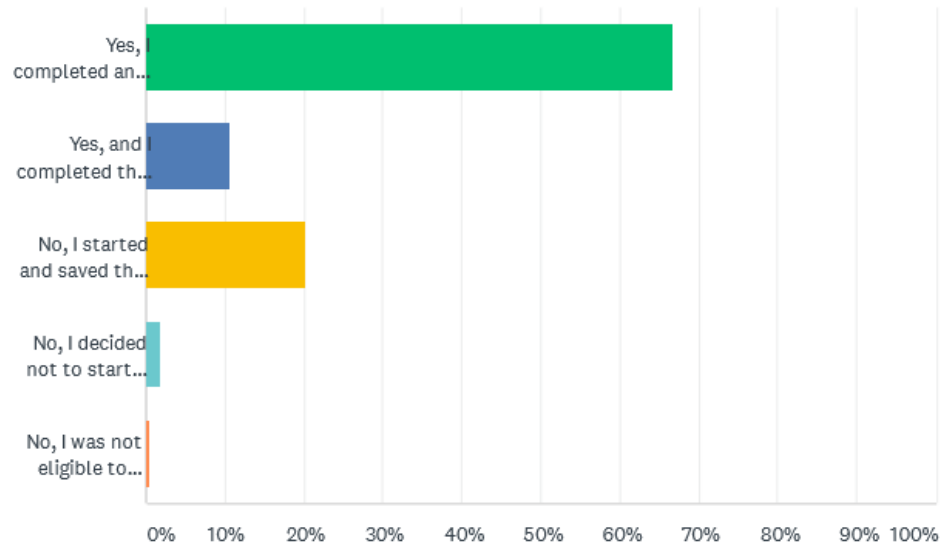
How did you learn about FAFSA Day Massachusetts?



What was your primary reason for coming in today?

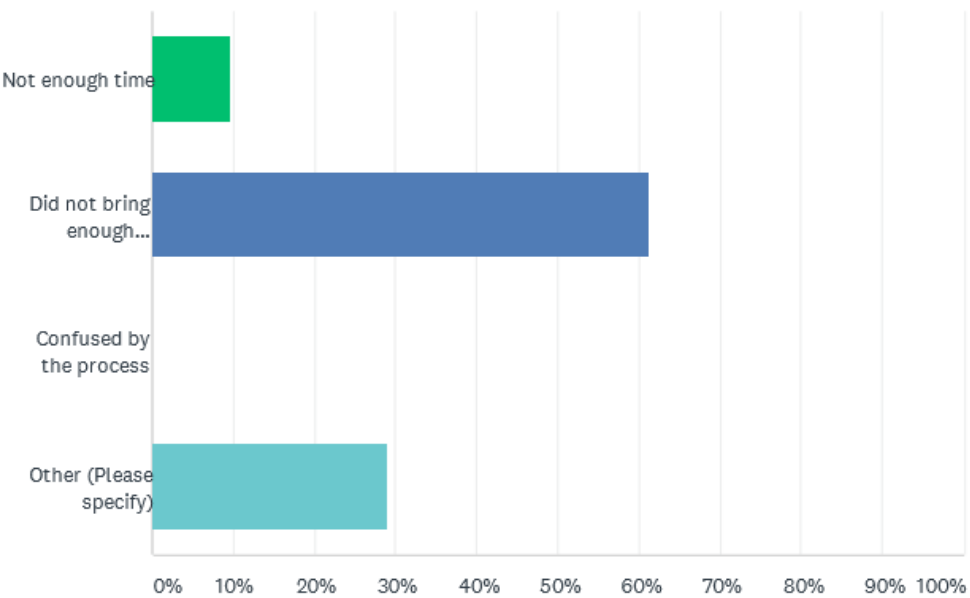
ANSWER CHOICES	RESPONSES	
Completing a FAFSA	77.29%	160
Checking for mistakes on a FAFSA I already began/filled out	8.21%	17
Getting answers to specific financial aid questions	10.63%	22
Getting answers to general questions about going to college or college admissions	1.93%	4
Getting information about scholarships	0.48%	1
Other (Please specify)	1.45%	3
TOTAL		207

While you were here, did you complete the FAFSA?



ANSWER CHOICES	RESPONSES	
Yes, I completed and submitted the FAFSA	66.67%	138
Yes, and I completed the FAFSA but will submit it later	10.63%	22
No, I started and saved the FAFSA but will complete it later	20.29%	42
No, I decided not to start filling out the FAFSA	1.93%	4
No, I was not eligible to receive federal student aid	0.48%	1
TOTAL		207

For what reason did you not complete and/or submit the FAFSA?



ANSWER CHOICES	RESPONSES	
Not enough time	9.68%	3
Did not bring enough information to complete the FAFSA	61.29%	19
Confused by the process	0.00%	0
Other (Please specify)	29.03%	9
TOTAL		31

Survey Responders

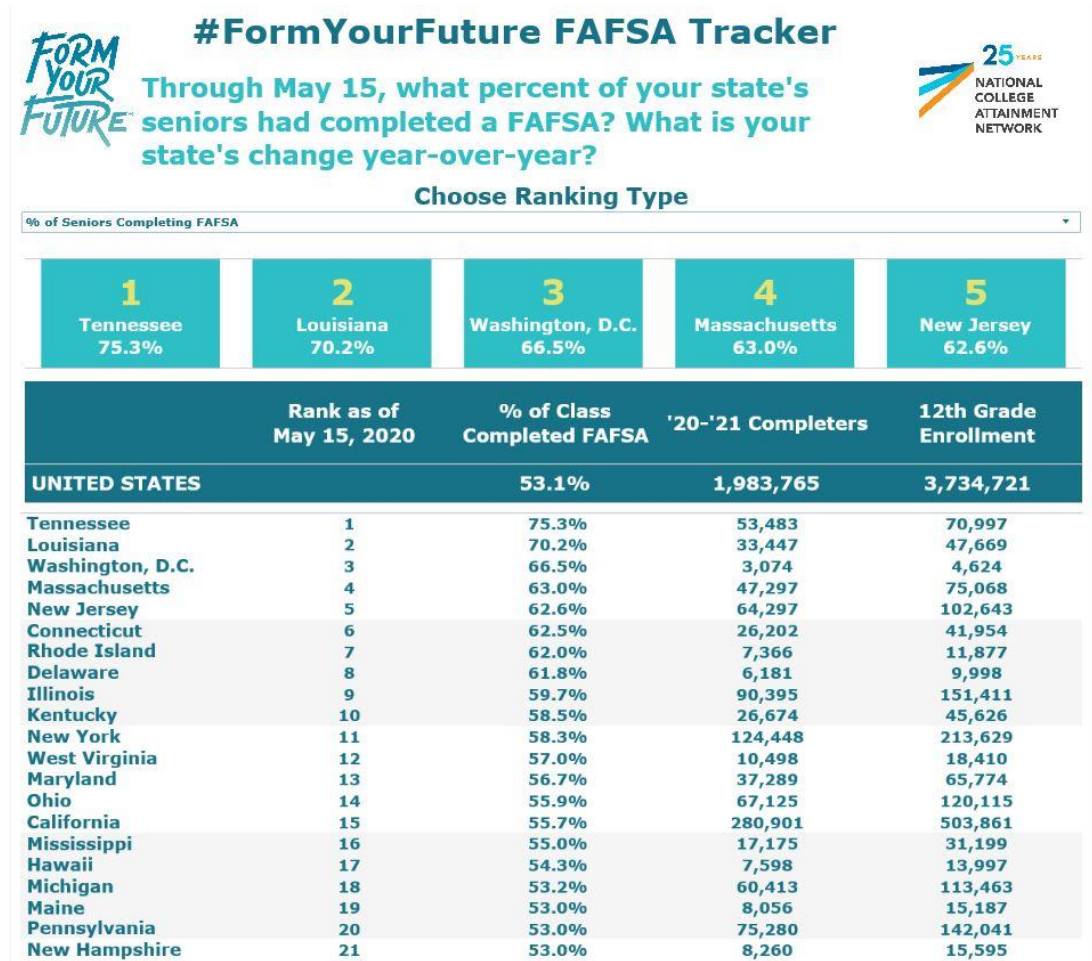


- 92.82% accomplished what they came for during the event
- 81.64% rated the assistance received as excellent
- 11.11% rated the assistance received as very good
- 97.57% stated there were enough volunteers to assist attendees
- 66.67% completed their FAFSA, while 10.63% began and saved it or decided to complete it later
- 56% indicated that their attendance at FAFSA Day MA will increase the likelihood that they will enroll in college or vocational school within the next year
- 97.59% of attendees were in high school and others were in vocational/technical schools or current college students seeking help with their renewal FAFSAs
- 3.37% of attendees received help from a translator
- Most common reasons for not submitting a FAFSA at the event: Not enough time or did not bring all the required information

FAFSA Completions

According to National College Access Network (NCAN)'s FormYourFuture FAFSA Tracker:

- As of May 15, 2020:
 - 1,983,765 FAFSAs were completed nationally for the 2020-21 cycle (as of May 15th)
 - This number is DOWN from last year
 - Massachusetts ranked #4 in the nation for percentage of seniors completing the FAFSA



Website:

<https://public.tableau.com/profile/bill.debaun.national.college.access.network#!/vizhome/FormYourFutureFAFSATracker/CurrentWeekRanking>

FAFSA Day Committee Chairs



Jennifer Bento-Pinyoun of
MEFA



Jan Combs of Bright Horizons
College Coach



Amy Staffier of
Simmons University
Financial Aid Office

THANK YOU!

We would like to extend a whole-hearted THANK YOU to our Sponsors, Steering Committee Members, Site Coordinators, and Volunteers. We appreciate the time, resources, creativity, enthusiasm, and positive attitudes that you dedicated to these FAFSA Day events. You are ALL champions!

Looking forward to FAFSA Day 2020-2021!



Thank You to ALL the Volunteers!



Massachusetts Department of Higher Education's Office of Student Financial Assistance